

AWS 免費帳號與Educate帳號 申請流程介紹

製作: 伊雲谷數位科技



內容:

- 一. AWS免費方案與Educate方案帳號申請概述
- 二. 一般AWS免費帳號申請(需綁定信用卡)
- 三. 學生educate帳號申請(免綁定信用卡)
- 四. 教育工作者(老師.教職員) educate帳號申請(免綁定信用卡)
- 五. 將已申請好之一般帳號註冊進educate
(可獲得較多免費額度Credit: 學生USD\$75~100, 老師 USD\$100~\$200)
- 六. 獲得Credit須知

一. AWS免費方案與Educate方案 帳號申請概述

1. AWS提供新用戶12 個月的免費方案,您可透過 AWS 免費方案獲得 AWS 平台、產品和服務的免費實際操作經驗。

詳細介紹及免費帳號申請路徑請參照下列AWS 官網連結:

<https://aws.amazon.com/tw/free/>

2. AWS另有專為提供教育機構.教育工作者.學生申請的免費方案,稱為AWS Educate方案,其中有:a.免綁信用卡的申請方式 b.將一般已綁好信用卡的帳號註冊進Educate方案
2種申請方法,差別在於:

- a. 為能提供無信用卡的學生.教育工作者 便利申請AWS帳號
- b. 為能提供有信用卡之教育工作者身分人士獲得較高免費額度

二．一般AWS免費帳號申請

- 申請一般帳號需先準備已完成開卡及期限有效之個人信用卡
- 進入下列連結申請
- <https://aws.amazon.com/tw/free/> (請依照提示順序填妥必填欄位後按送出鍵)

- 註冊AWS帳號有什麼好處：

註冊 AWS 就可以免費使用 12 個月 (免費額度內都不扣錢)，常見的產品有：

- 虛擬機器 [Amazon EC2](#)：750小時 / 每個月
- 儲存空間 [Amazon S3](#)：5GB免費空間，2 萬個 Get 請求
- 資料庫 [Amazon RDS](#)：20GB免費空間，750 小時 / 每個月

**更多免費服務內容請見上列官網連結

三. 學生 Educate 帳號申請(免綁信用卡)

1. 進到 AWS Educate 網址：

<https://aws.amazon.com/tw/education/awseducate/>



Think Beyond the Cloud

Migration • DevOps • DataOps • Serverless • Container



partner
network













Apply to join AWS Educate

Step 1/3: Choose your role

學生點選 Student

老師點選 Educator

	Student			Educator	
	US Veteran			Institution	
	Company/Recruiter				

AWS Educate is Amazon's program to help students learn real-world cloud technology skills before graduating. It provides students and educators with the resources needed to accelerate cloud-related learning.


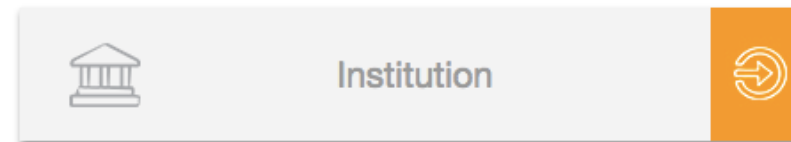

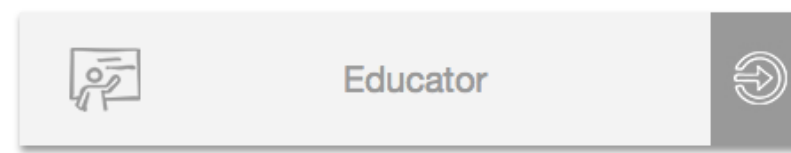
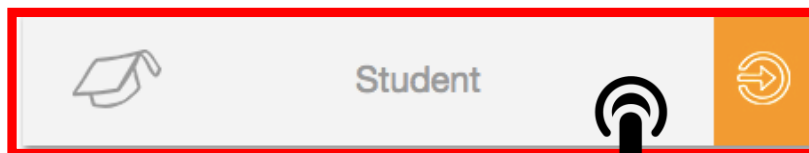


Apply to join AWS Educate

Step 1/3: Choose your role

學生點選 Student

老師點選 Educator



Student 申請頁面



Step 2/3: Tell us about yourself

National Chung Hsing University

Start typing the name of your school and select from the list. If you don't see your school, enter the full name, example: Harvard University

Taichung City

Taiwan

State

First Name

Last Name

Field of Study

Undergraduate-Intro Courses

← 大學生

研究生 : Graduate

Birth Month

Birth Year

Email

填寫 學校的email

Please provide a valid, current email issued by your institution. Example: your_name@your_school.edu

06

2020

點選畢業年份與月份

Promo Code

← 不必填寫

Step 3/3: Choose one of the following

**Click here to enter an AWS Account ID**

Approved students are sent a welcome email and benefits including an AWS promotional code.

[Don't have one? Sign up now](#)

選擇一：綁定信用卡申請

需先至AWS申請12位數字帳號：
<https://portal.aws.amazon.com/billing/signup#/start>

**Click here to select an AWS Educate Starter Account**

An AWS Educate Starter Account is a free, capped-account that doesn't require a credit card. There are some Usage limitations including an approximately 25% reduction in access to AWS services. Because Starter Accounts are capped, a separate AWS promotional code is not provided.

[Frequently Asked Questions](#)

With a Starter Account you will receive access to AWS Educate and a lab account with your usage of AWS services capped at the lab amount. A separate AWS promotional credit will not be provided to you.

選擇二：無須綁定信用卡申請

補助額度相對較少

NEXT



Apply to join AWS Educate

Terms & Conditions

AWS EDUCATE TERMS AND CONDITIONS

(Last Updated November 14, 2017)

1.0 YOUR AGREEMENT WITH AWS

1.1 **This Agreement.** This set of terms and conditions (this “Agreement”) is an agreement between you (or the Entity you work for) (“you”) and Amazon Web Services, Inc. or other entity noted in Section 10 (in either case, “AWS,” “we,” or “us”). This Agreement governs your participation in the AWS Educate Program (the “Program”) described at <https://aws.amazon.com/education/awseducate/> and its subpages (the “Program Site”), which may include (a) your use and submission of data, text, audio, video, images, software (including machine images), or other materials (collectively, “Content”) in connection with the Program; and (b) your use of the various tools, websites, and services AWS may provide to you in connection with the Program (collectively, the “Educate Tools”). If you are entering into this Agreement for a commercial entity, government institution, or any other entity (“Entity”), such as the company or educational institution you work for, you represent that you have legal authority to bind that Entity. If you have an AWS Customer Agreement (available at <http://aws.amazon.com/agreement/>) or other agreement between you and AWS governing your use of AWS services (“AWS Services Agreement”), the AWS Services Agreement will govern your use of AWS services.

You must scroll through the entire Terms and Conditions before accepting or declining.

I Agree ☒

I Decline ☐

SUBMIT



須至學校email信箱完成認證
才算申請完成喔！

Think Beyond the Cloud

Migration • DevOps • DataOps • Serverless • Container



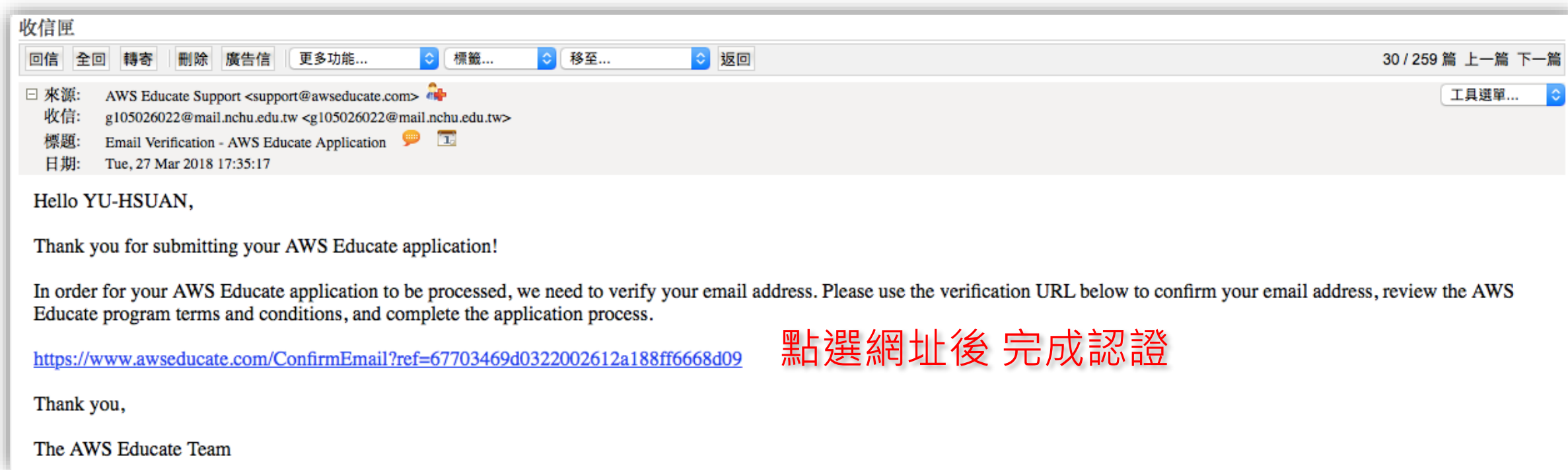
partner
network

Email 認證範例-步驟一



Email Verification - AWS Educate Application

一. Email 信箱將收到AWS發出的認證要求信



Email 認證範例-步驟二

 ☐ Thank You for Applying for AWS Educate

- 一. Email 信箱將再收到AWS發出的信，代表已順利完成認證。
- 二. AWS將開始審查您的帳號，約兩天左右會收到審查結果的信件。

收信匣

回信 全回 轉寄 刪除 廣告信 更多功能... 標籤... 移至... 返回 29 / 259 篇 上一篇 下一篇

工具選單...

來源: AWS Educate Support <support@awseducate.com>
收信: g105026022@mail.nchu.edu.tw <g105026022@mail.nchu.edu.tw>
標題: Thank You for Applying for AWS Educate
日期: Tue, 27 Mar 2018 17:38:08

Hi YU-HSUAN,

Thank you for applying for AWS Educate. We have received your application, and it is currently under review. You will receive an email once the review is complete.

If you have any questions, please click [here](#) to contact AWS Educate support.

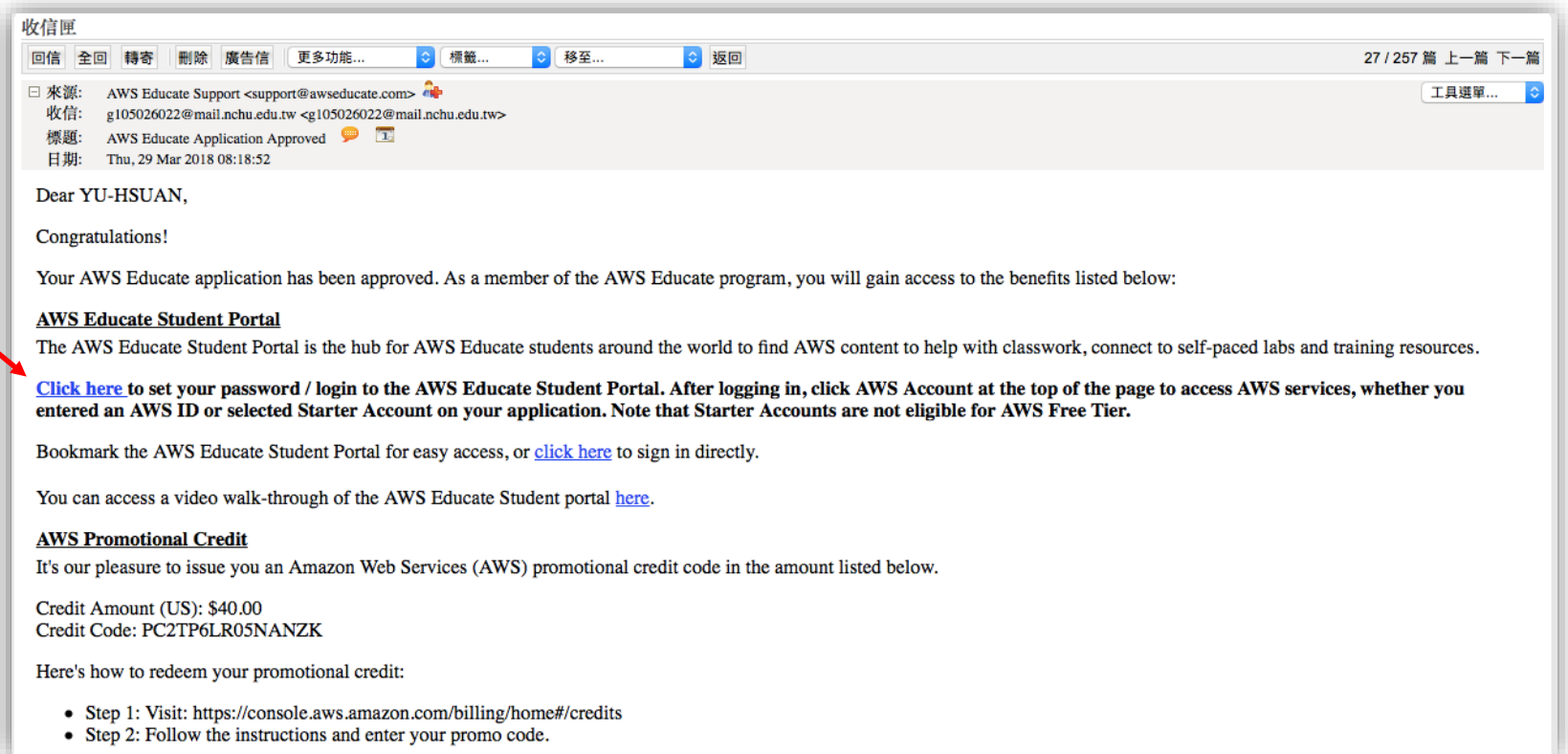
Thank You!
The AWS Educate Team

Email 認證範例-步驟三-1




一. 認證約兩天後會收到AWS的認證通過信，您將可以領取credit

點選設定你的帳號密碼



Email 認證範例-步驟三-2

設定完成後
未來登入AWS Educate
將使用此組帳號密碼



Welcome to the AWS Educate Community

Set Your Password

Your Login Credential g105026022@mail.nchu.edu.tw

新密碼

驗證新密碼

The password you enter here will be used for access to the AWS Educate Community. It is always more secure to not use the same password that you use on other sites.

Please ensure your password meets the following requirements:

- i. Password must be at least 8 characters long
- ii. Password must contain at least one letter
- iii. Password must contain at least one number
- iv. Password cannot equal or contain your user name
- v. Password must contain at least one of the following characters ! # \$ % - _ = + < >

備註:

Email 認證範例-步驟一 ~ 三，適用後續介紹之各項免費帳號申請，故不再重複介紹

四.教育工作者(老師.教職員) educate帳號申請 (免綁信用卡)

* 進到 AWS Educate 網址 :
<https://aws.amazon.com/tw/education/awseducate/>




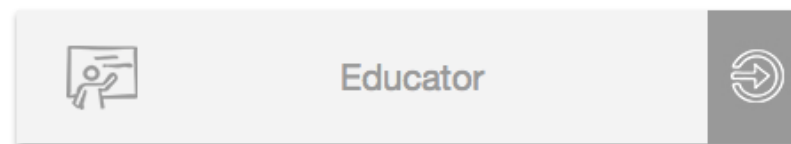
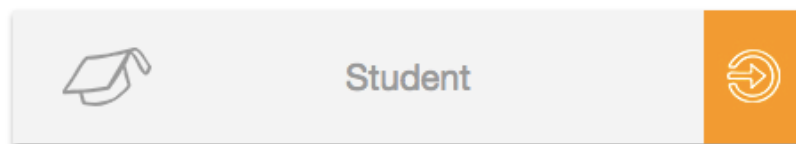


Apply to join AWS Educate

Step 1/3: Choose your role

學生點選 Student

老師點選 Educator



AWS Educate is Amazon's program to help students learn real-world cloud technology skills before graduating. It provides students and educators with the resources needed to accelerate cloud-related learning.













Apply to join AWS Educate

Step 1/3: Choose your role

學生點選 Student

老師點選 Educator

 Student 	 Educator 
 US Veteran 	 Institution 
 Company/Recruiter 	

AWS Educate is Amazon's program to help students learn real-world cloud technology skills before graduating. It provides students and educators with the resources needed to accelerate cloud-related learning.

Educator 申請頁面



Apply to join AWS Educate

Step 2/3: Tell us about yourself

Feng Chia University

Start typing the name of your school and select from the list. If you don't see your school, enter the full name, example: Harvard University

Taichung

Taiwan

State

First Name

Last Name

Information Technology

Email

填寫 學校的email

Please provide a valid, current email issued by your institution. Example: your_name@your_school.edu

Title 填上職位名稱 EX: Assistant Professor

Please specify your official title at the institution (eg Assistant Professor)

Course Level

Course Numbers and Name

近幾年開課的課程名稱

You must list the name of a valid course that you are teaching this year for us to review, in order to receive an educator grant.

Link to class or school biography

貼上一個可以證明您是教師教職員的網址

Please input a URL on the institution's website where we can verify that you teach at that institution. If that is not available, please send additional information or an alternate means

Specialty

專長

Promo Code



不必填寫

Step 3/3: Choose one of the following

**Click here to enter an AWS Account ID**

Approved students are sent a welcome email and benefits including an AWS promotional code.

[Don't have one? Sign up now](#)

選擇一：綁定信用卡申請

需先至AWS申請12位數字帳號：
<https://portal.aws.amazon.com/billing/signup#/start>

**Click here to select an AWS Educate Starter Account**

An AWS Educate Starter Account is a free, capped-account that doesn't require a credit card. There are some Usage limitations including an approximately 25% reduction in access to AWS services. Because Starter Accounts are capped, a separate AWS promotional code is not provided.

[Frequently Asked Questions](#)

With a Starter Account you will receive access to AWS Educate and a lab account with your usage of AWS services capped at the lab amount. A separate AWS promotional credit will not be provided to you.

選擇二：無須綁定信用卡申請

補助額度相對較少

NEXT



Apply to join AWS Educate

Terms & Conditions

AWS EDUCATE TERMS AND CONDITIONS

(Last Updated November 14, 2017)

1.0 YOUR AGREEMENT WITH AWS

1.1 **This Agreement.** This set of terms and conditions (this “Agreement”) is an agreement between you (or the Entity you work for) (“you”) and Amazon Web Services, Inc. or other entity noted in Section 10 (in either case, “AWS,” “we,” or “us”). This Agreement governs your participation in the AWS Educate Program (the “Program”) described at <https://aws.amazon.com/education/awseducate/> and its subpages (the “Program Site”), which may include (a) your use and submission of data, text, audio, video, images, software (including machine images), or other materials (collectively, “Content”) in connection with the Program; and (b) your use of the various tools, websites, and services AWS may provide to you in connection with the Program (collectively, the “Educate Tools”). If you are entering into this Agreement for a commercial entity, government institution, or any other entity (“Entity”), such as the company or educational institution you work for, you represent that you have legal authority to bind that Entity. If you have an AWS Customer Agreement (available at <http://aws.amazon.com/agreement/>) or other agreement between you and AWS governing your use of AWS services (“AWS Services Agreement”), the AWS Services Agreement will govern your use of AWS services.

You must scroll through the entire Terms and Conditions before accepting or declining.

I Agree



I Decline



SUBMIT



須至學校email信箱完成認證
才算申請完成喔！

Think Beyond the Cloud

Migration • DevOps • DataOps • Serverless • Container



partner
network

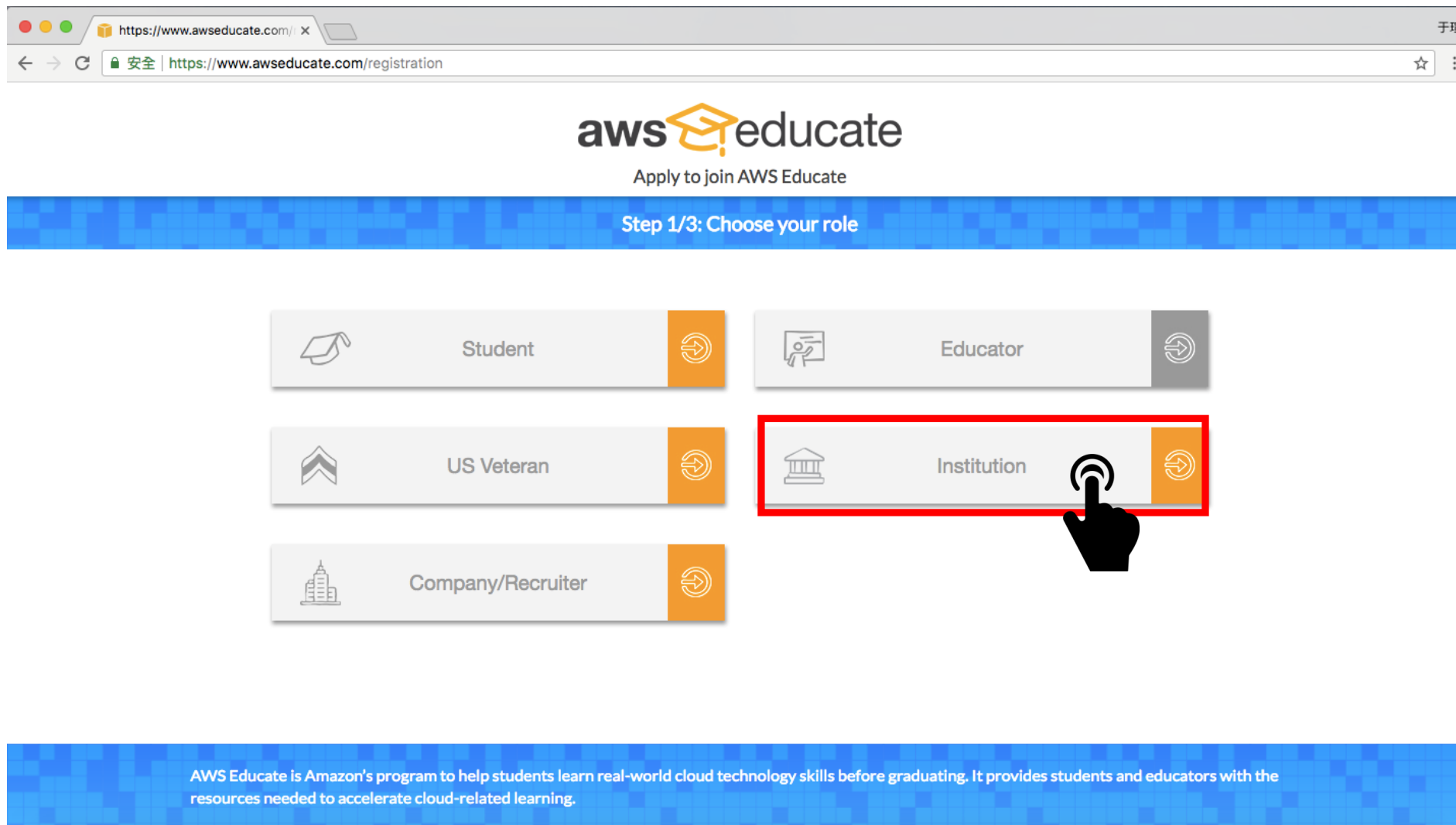
五.將已申請好之一般帳號註冊進educate(可獲得較多免費額度Credit)

1. 進到 AWS Educate 網址：

<https://aws.amazon.com/tw/education/awseducate/>



*點選Institution



The screenshot shows a web browser window with the URL <https://www.awseducate.com/>. The page title is "aws educate" with the tagline "Apply to join AWS Educate". Below this, a blue banner indicates "Step 1/3: Choose your role". There are five role selection buttons: "Student", "Educator", "US Veteran", "Institution", and "Company/Recruiter". The "Institution" button, which features a building icon, is highlighted with a red rectangular border and a black hand cursor icon pointing at it. At the bottom of the page, a blue banner contains the text: "AWS Educate is Amazon's program to help students learn real-world cloud technology skills before graduating. It provides students and educators with the resources needed to accelerate cloud-related learning."

*請詳實填寫各項欄位.基本資料.及填入已申請通過之AWS ID

Step 2/3: Tell us about yourself

Institution Information

Institution Name

Please write full institution name. We accept accredited, degree granting educational institutions and select non-profit STEM organizations. For-profit training organizations will

Provost Phone number

Provide a phone number to your institution's central administration

Country

Street Address

State

Institution Size

Select Grade Levels

Undergraduate-Adv Courses
Undergraduate-Intro Courses
Vocational/Community College
High School

City

Postal Code

Applicant Information

Is Applicant CPOC (Central Point of Contact)?

Applicant First Name

Applicant Last Name

Applicant Title

Provide a valid email issued by your institution

Applicant Email

Applicant Phone

Validation of Title

Please input a URL on the institution's website where we can verify your title or role at that institution. If that is not available, please send additional information or an alternate means

Applicant AWS Account ID

An AWS account is needed to join AWS Educate. The AWS Account ID is a 12-digit number.

Don't have one? [Sign up now](#)

[Frequently Asked Questions](#)

Step 3/3: Choose one of the following



Click here to enter an AWS Account ID

Approved students are sent a welcome email and benefits including an AWS promotional code.

[Don't have one? Sign up now](#)

選擇一：綁定信用卡申請

需先至AWS申請12位數字帳號：
<https://portal.aws.amazon.com/billing/signup#/start>



Click here to select an AWS Educate Starter Account

An AWS Educate Starter Account is a free, capped-account that doesn't require a credit card. There are some Usage limitations including an approximately 25% reduction in access to AWS services. Because Starter Accounts are capped, a separate AWS promotional code is not provided.

[Frequently Asked Questions](#)

YOUR AWS ID SHOULD BE A 12 DIGIT NUMBER.

選擇二：無須綁定信用卡申請

補助額度相對較少





Apply to join AWS Educate

Terms & Conditions

AWS EDUCATE TERMS AND CONDITIONS

(Last Updated November 14, 2017)

1.0 YOUR AGREEMENT WITH AWS

1.1 **This Agreement.** This set of terms and conditions (this “Agreement”) is an agreement between you (or the Entity you work for) (“you”) and Amazon Web Services, Inc. or other entity noted in Section 10 (in either case, “AWS,” “we,” or “us”). This Agreement governs your participation in the AWS Educate Program (the “Program”) described at <https://aws.amazon.com/education/awseducate/> and its subpages (the “Program Site”), which may include (a) your use and submission of data, text, audio, video, images, software (including machine images), or other materials (collectively, “Content”) in connection with the Program; and (b) your use of the various tools, websites, and services AWS may provide to you in connection with the Program (collectively, the “Educate Tools”). If you are entering into this Agreement for a commercial entity, government institution, or any other entity (“Entity”), such as the company or educational institution you work for, you represent that you have legal authority to bind that Entity. If you have an AWS Customer Agreement (available at <http://aws.amazon.com/agreement/>) or other agreement between you and AWS governing your use of AWS services (“AWS Services Agreement”), the AWS Services Agreement will govern your use of AWS services.

You must scroll through the entire Terms and Conditions before accepting or declining.

I Agree



I Decline



SUBMIT



須至學校email信箱完成認證
才算申請完成喔！

Think Beyond the Cloud

Migration • DevOps • DataOps • Serverless • Container



partner
network

六.獲得Credit須知

- 1.完成帳號申請程序後,大約1~10天左右,會由AWS 系統發mail 通知一組credit code (序號)
2. 請將收到的credit code (序號) 輸入您的AWS帳號內即可使用

The background is a solid blue color with several overlapping, semi-transparent, curved shapes in lighter shades of blue, creating a layered, wave-like effect.

Think Beyond the Cloud